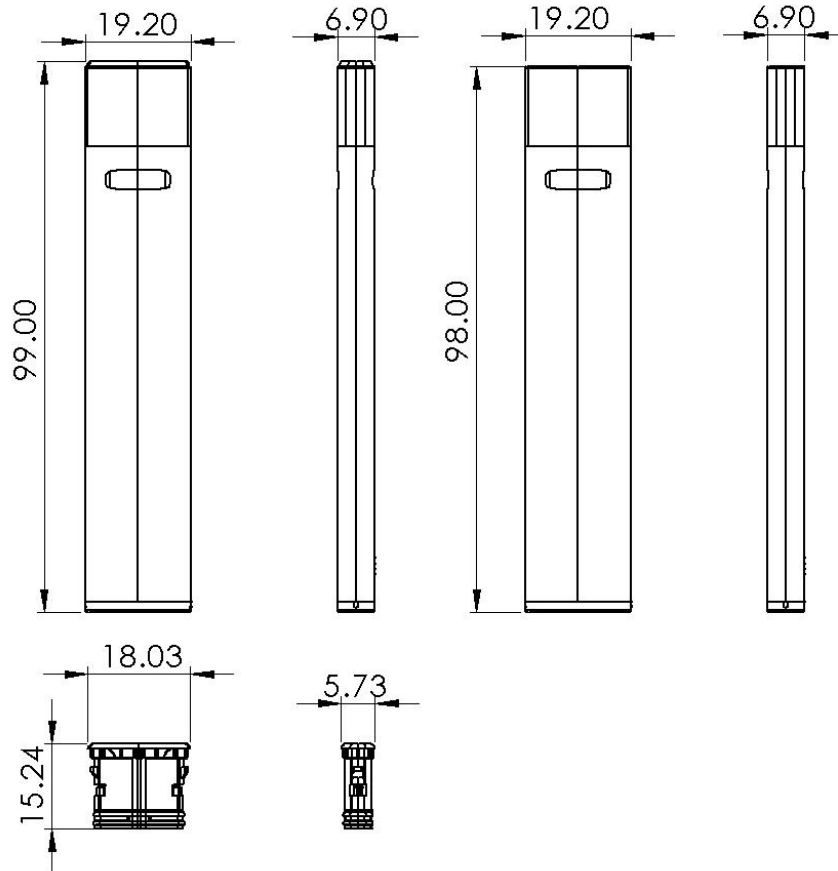
	DOCUMENT NO:	CDS-LX3028-420XXXX-YYYYZZZ	VER:	2.0
	Slym			EFFECTIVE DATE:
APPROVAL:	ECO-293	Jupiter PN(s):	See P/N Legend	PAGE 1 OF 4




Dimensions in mm

Description: All-in-one disposable vape pen, top fill cartridge design

Features:


- Slim lightweight design
- Medical-Grade 316L stainless steel internals
- Food-grade ETP mouthpiece
- Inhale activated
- LED indicator light
- Available for customization
- 280mAh Li-ion battery cell

	DOCUMENT NO:	CDS-LX3028-420XXXX-YYYZZZ	VER:	2.0
	Slym			EFFECTIVE DATE: 7/10/2023
APPROVAL:	ECO-293	Jupiter PN(s):	See P/N Legend	PAGE 2 OF 4

Specifications		
Internal Volume	Gross	0.33 ml
	Max. fill volume	0.30 ml
Weight: Empty cartridge w/MP	14.27g	
Atomizer Resistance	1.4 +0.1/-0.15Ω	
Fluid Inlet Hole size	Standard 3.0mm height*1.8mm width oval;	
Number of inlet holes	2	
Recommended Viscosity Range	1,000 - 700,000 cPs @ 25°C [77°F]	
Wetted Materials	Housing	Aluminum
	Mouthpiece	Engineering Thermoplastic(ETP)
	Atomizer shell and airway	316L Stainless Steel (SSTL)
	Heating element	Nichrome
	Wick	Ceramic
	Atomizer retaining wrap	Cellulose
	Seals	Silicone
Branding Options	Available with MOQ	
Working Temperature & Humidity	Temperature Range: 0°C to 60°C [32°F to 140°F] Humidity Range: 35% - 70%	
Storage Temperature & Humidity	Temperature Range: 18°C – 28°C [64.4°F – 82.4°F] Humidity Range: 35% - 70%	
Safety Certificaitons	<ul style="list-style-type: none"> • CE • FCC • RoHS 	

Part Number Legend – LX3028-420XXXX*-YYYZZZ		
<ul style="list-style-type: none"> • YYY -> Power (Resistance) <ul style="list-style-type: none"> ○ 009 for 9W (1.4 Ω) 	<ul style="list-style-type: none"> • ZZZ -> Fluid Inlet Dia. <ul style="list-style-type: none"> ○ 004 – Custom size oval inlet 	<ul style="list-style-type: none"> • Mouthpiece: LX9000-420XXXX

*XXXX digits denote product branding

	DOCUMENT NO:	CDS-LX3028-420XXXX-YYYZZZ	VER:	2.0
	Slym			EFFECTIVE DATE:
APPROVAL:	ECO-293	Jupiter PN(s):	See P/N Legend	PAGE 3 OF 4

Features	
Activation	Breath Actuated
Notification U.I.	LED
Low Power Protection	When the battery level is low (less than 3.3V \pm 0.1V), the LED flashes 10 times and turns-off.
Short-circuit Protection	When the resistance of loading less than 0.4 Ω (\pm 0.2), power will turn off. The LED shines for 2s and turns-off.
Over-vaping indication	Any activation greater than 10s (\pm 2s), the power will cut off and the LED flashes 2 times and turns-off.
Li-ion Battery Cells	Jupiter power supplies are not required to be classified as Dangerous Goods when packaged properly for transport by sea, air, or ground due to their small capacity and containment within the device.
Cell Containment	Cells are enclosed in rigid plastic housings to protect the battery cell from contact with external elements that may cause damage to the cell under normal usage conditions and transportation. Cells are not accessible to the user without permanent damage to the unit.

Slym Device Filling and Assembly Instructions

1. Insert a filling needle into the space between the airway and the outer wall of the reservoir. Hold upright and fill both sides next to airway with 0.3ml of oil (0.15ml each side).

Note: The syringe and needle may need to be warmed to improve fluid flow.


Caution: Do not overfill above the air hole as it may cause short circuit.

Caution: Do not allow fluid to enter the airway (center tube).



2. Check if the silicon sealing ring on the mouthpiece is set in place.



		DOCUMENT NO:	CDS-LX3028-420XXXX-YYYYZZZ	VER:	2.0
		Slym			EFFECTIVE DATE: 7/10/2023
APPROVAL:	ECO-293	Jupiter PN(s):	See P/N Legend	PAGE 4 OF 4	

3. Place the mouthpiece on top, aligned horizontally with the reservoir and press into position.

Caution: failure to insert the mouthpiece within 1 minute may cause leakage.

Align horizontally with reservoir



4. Check if the mouth piece is pressed in completely and properly.

Note: Let filled Slym sit for at least 30 minutes before using.

